

Features

- ✧ 2 digital loop interfaces.
- ✧ Supporting CLASS A.

Description

- ✧ Refer to IFP4E Fire Alarm Control Panel Installation Manual
- ✧ LC-402E Dual Loop Card provides 2 digital loop interfaces for GST-IFP4E Control Panel.
- ✧ Max. 242 addressable loop devices can be connected.
- ✧ The following should be set after power on. Refer to GST-IFP4E Fire Alarm Control Panel Installation and Operation Manual for details.
 - 1) Set the quantity of cards connecting to the control panel.
 - 2) Configure device information of every loop.
- ✧ LEDs
 - 1) LC-402E card has two LEDs. Red HL1 is for the state of Loop 1. Red HL2 is for the state of Loop 2.
 - 2) Flashing HL1 and HL2 mean normal operation.
 - 3) The corresponding HL1 turns off if short circuit occurs.
- ✧ One GST-IFP4E Control Panel can connect 3 LC-402E cards at the most. Its installation position is shown in Fig. 2.

Connection & Wiring

SLC is loop bus. Each SLC includes four wires: O+ (bus output positive), O- (bus output negative), I+ (bus input positive), and I- (bus input negative). The wire from O+ is connected back to I+ and the wire from O- back to I-. SLC has two connections of CLASS A.

When connecting with DC-M9503 Loop Isolator, Each SLC can connect up to 50 Isolators. 32 detectors/MCPs/modules can be protected between two isolators. Connection is shown below Fig 1.

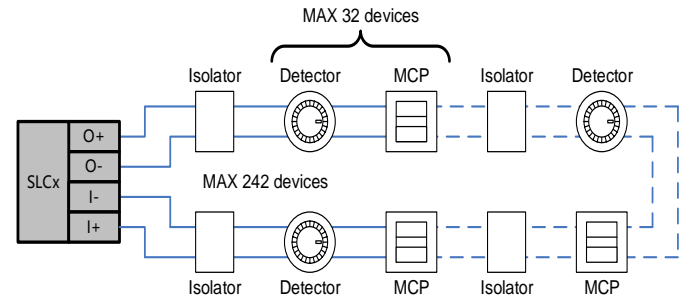


Fig. 1

Installation

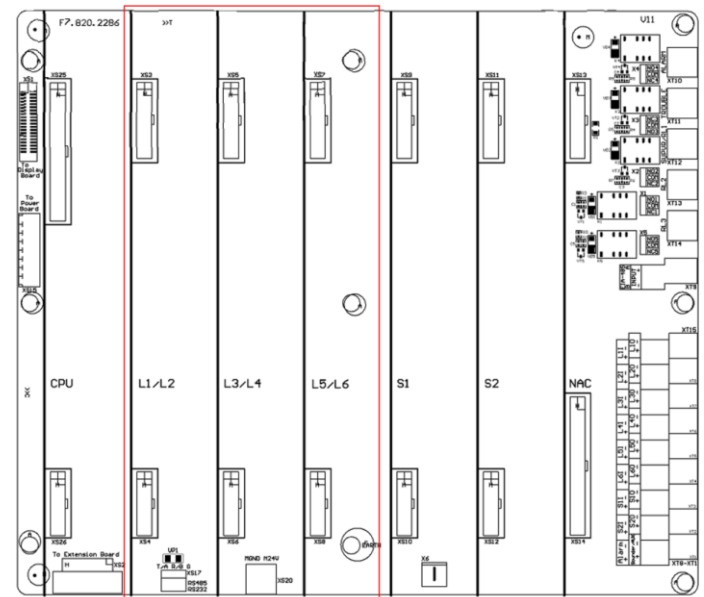


Fig. 2

Application

LC-402E Dual Loop Card is inserted into mother board slots of the control panel as shown in Fig.2. Connecting with loop devices is shown in Fig. 1.

Specification

Interface	2 digital loop interface
Device Capacity	Max. 242 addressable devices for each loop, two

	loops have addressable devices. 484
Transmission Medium	Max. Line Impedance: 18 ohms each wire
Output Voltage	Min: 18VDC Nominal: 24VDC Max: 28VDC
Current	Standby Current: 0.13A Max Alarm Current : 0.30A
Ambient Temperature	0-50°C/32-122° F
Relative Humidity	≤95%, non condensing

Trouble shooting

Problems	Solutions
Open circuit	1. Check if the connection is correct according to Fig. 1. 2. Check if the circuit is open or there is short circuit between isolators.
Short circuit	1. Check if there is short circuit between the control panel and detectors. 2. Check the whole circuit to confirm if there is short.

Typical Configuration of SLCs

The typical configurations of SLCs include Intelligent Photoelectric Smoke Detector, Intelligent Rate of Rise and Fixed Temperature Heat Detector, Digital Manual Call Point, Addressable Input Module, Addressable Output Module and Loop Isolators. Refer to Table 1 for maximum length of wires in different configurations.

Configuration	1	2	3	4
No. of smoke detectors	60	80	100	120
No. of heat detectors	8	10	10	15
No. of MCPs	8	10	10	15
No. of input modules	4	4	4	10
No. of output modules	4	4	4	10
No. of loop isolators	2	3	4	5
Max. length with 14AWG	4000m	3300m	2600m	2000m
Max. length with 15AWG	3500m	2700m	2200m	1700m

Max. length with 16AWG	3000m	2300m	1900m	1400m
Max. length with 17AWG	2000m	1500m	1200m	900m

Table 1

Limited Warranty

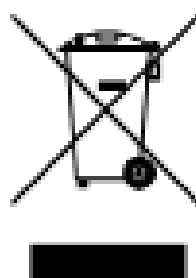
GST will repair or replace the product to the original purchaser free of charge, if defective in materials or workmanship during the warranty period, subject to the terms below. GST and KDSS are not responsible for defects or problems as a result of conditions or applications including normal wear and tear; catastrophe; fault or negligence of any user or any party other than GST and KDSS; improper installation, application, storage, maintenance, or use of products; other causes external to products; or failure to conform to any applicable recommendations of GST and KDSS. In no event shall GST and KDSS be liable for incidental, indirect, special or any other consequential damages. To the fullest extent permissible by law, the foregoing limited warranty is exclusive and in lieu of all other warranties, whether written, oral, implied or statutory. Subject to applicable law, in no event shall the liability of GST and KDSS exceed the purchase price of the products. NO IMPLIED WARRANTY OF MERCHANTABILITY OR FITNESS FOR PARTICULAR PURPOSE SHALL APPLY. Anybody, including the agents, distributors or employees, is not in the position to amend the contents of this warranty.

Product warnings and disclaimers

THESE PRODUCTS ARE INTENDED FOR SALE TO AND INSTALLATION BY QUALIFIED PROFESSIONALS. KIDDE GLOBAL SOLUTIONS AND ITS AFFILIATE COMPANIES (TOGETHER AND EACH INDIVIDUALLY "KGS") CANNOT PROVIDE ANY ASSURANCE THAT ANY PERSON OR ENTITY BUYING ITS PRODUCTS, INCLUDING ANY "AUTHORIZED DEALER" OR "AUTHORIZED RESELLER", IS PROPERLY TRAINED OR EXPERIENCED TO CORRECTLY INSTALL FIRE AND SECURITY RELATED PRODUCTS.

For more information on warranty disclaimers and product safety information, please check <https://firesecurityproducts.com/policy/product-warning/> or scan the following code:

WEEE Information



2012/19/EU (WEEE directive): Products marked with this symbol cannot be disposed of as unsorted municipal waste in the European Union. For proper recycling, return this product to your local supplier upon the purchase of equivalent new equipment, or dispose of it at designated collection points.

For Article 33 information, please refer to the following website: <https://www.gst.com.cn/en/reacharticle33.asp>

This Data Sheet is subject to change without notice. Please contact GST for more information or questions.

Gulf Security Technology Co., Ltd.

No. 80, Changjiang East Road, ETDZ, Qinhuangdao, Hebei, P. R. China 066004

Tel: +86 (0) 335 8502434

30311477

www.gst.com.cn

Issue 1.01